

Lesson plan: Numeracy (Counting)			
No. of children	:	10	Age Group: N1 (3 Years old)
Duration	:	30 Minutes	
Learning Goal	:	LG2: Use numbers in daily experiences.	
Learning Objectives (at least 2)	:	<p>By the end of the lesson, the children will be able to:</p> <ol style="list-style-type: none"> 1. Rote count to 10 in sequence when they scoop the animal feed 2. Recognise the numerals and scoop the corresponding number as seen on the number card. 	
Materials	:	<p>Materials needed:</p> <ul style="list-style-type: none"> - iPad (to play music) - 1 empty container/bowl - 1 container with “animal feed” (sponge to act as animal feed) - spoon - number cards (refer to Appendix A) <p>Music:</p> <ul style="list-style-type: none"> - Old Mcdonald had a farm: https://www.youtube.com/watch?v=_6HzoUcx3eo - pig (oink oink) - duck (quack quack) - horse (neigh neigh) - sheep (baa baa) - cow (moo moo) 	

Procedure

Tune-in Activity (10 Mins)

1. Teacher will gather the children and sit in front of the teacher.
2. Teacher will greet the children with a good morning song and a “7 days a week” song.
3. Class rules are established with the children before the start of the lesson.
4. The class rules are as of follows:
 - Cross your legs and hands placed on the lap
 - Eyes on the teacher
 - Listening Ears
 - Raise your hands when you want to answer questions
 - Do not interrupt the teacher when she is talking.
5. Teacher will start the lesson by playing the “Old Macdonald had a farm” song.
 - “Let’s listen to the song carefully and find out which farm animals appear.”
6. Children will sing along with the teacher and follow the teacher’s actions.
7. After the song is played, teachers will ask the children which farm animals appeared in the song.
 - “Which farm animals did you hear from the song?”
 - “What sound did they make?”

Main Activity (15 Mins)

1. Teacher will introduce today’s main activity.
 - “Today, we will be doing a fun activity where we will feed the farm animals.”
 - “See the spoons on these number cards? These are the number of spoons you have to scoop for the animal.”
2. Teacher will demonstrate how the activity is done.
3. Children will each get their turn to try the activity.
4. They will pick a number card randomly. Children will use the spoon to scoop the animal feed into the empty bowl/container. Children will scoop according to the number they see on the number card.

5. Children will count in sequence as they scoop the animal feed.

- Teacher can initiate and guide the other children to count along with the child.


Closure (*5 Mins*)

1. Teacher will go through and recap what they have learnt.


- "So children, what did we learn today?"
- "We learnt about farm animals and we feed them today right!"
- "We can now count to 10 and feed the animals food!"

2. Teacher will thank the children for the class.

Appendix A.




1




10






2




9





3



8






4




7





5



6

